


KCIA Student Services

Engagement, Demographics
and Services



Family Engagement Highlights: Trunk or Treat

Trunk or Treat

Families were invited to visit KCIA on Saturday, October 26 for a Trunk or Treat event. This event provides a safe place for families to trick or treat and a low-pressure opportunity for students and their families to engage with school staff and other families in a fun, safe atmosphere. We estimate that 350-400 individuals attended this event. Thousands of pieces of candy, fruit snacks and chips were handed out. 15 staff members and volunteers from St. Teresa's, Shawnee Mission East and the Mill Valley Refugee Club hosted trunks. It was heartwarming to see parents meeting each other and staying after to visit with each other.





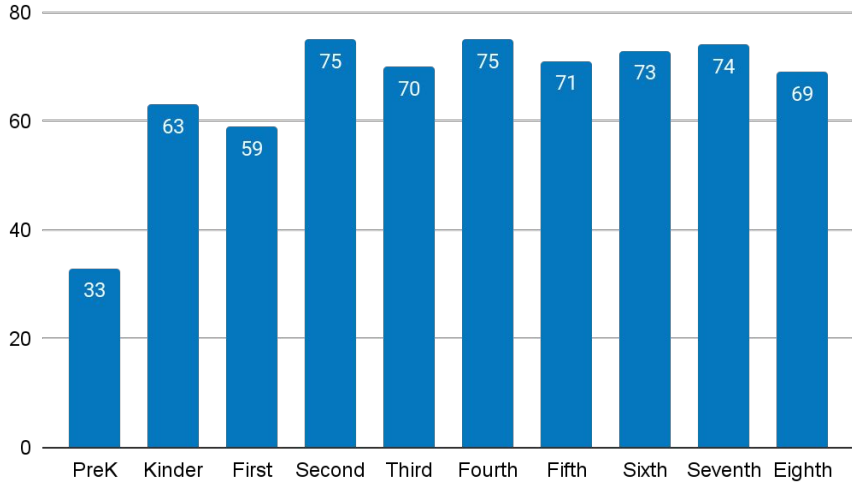
Engagement Measures

Enrollment

KCIA Enrollment Update

Updated November 14, 2024

Enrollment by Grade



Total Enrollment



33
PreK @ DL



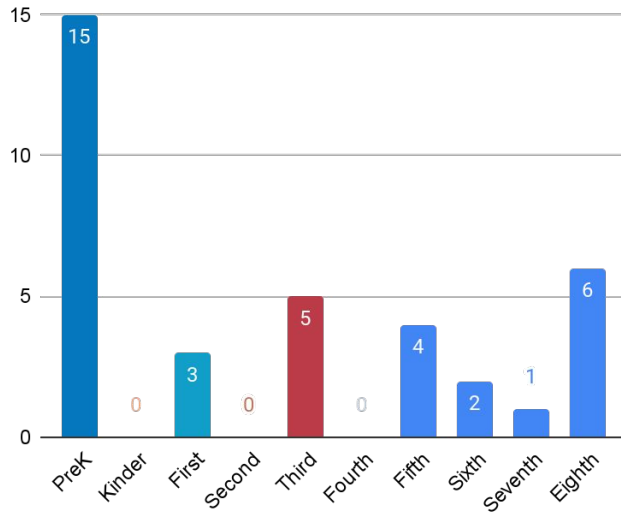
629
K-8th

662
Total PreK-8th

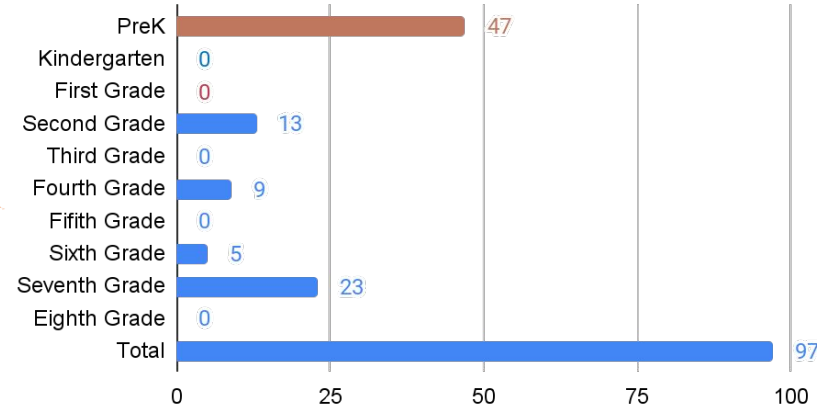
Open Seats and Waitlist Count

Updated November 14, 2024

KCIA Seat Availability



Current Waitlist Count by Grade



Attendance

KCIA % Present Daily

Average % Present Daily-updated November 14, 2024

K-8th Grade

92.09%



Average % of student body present each day

Elementary

92.28%



Average % of K-4th graders present each day

Middle School

91.86%



Average % of 5th-8th graders present each day

KCIA Tiered Report

Updated November 14, 2024

K-8 Tier 1

72%

K-8 Tier 2

19.3%

K-8 Tier 3

8.7%

KCIA Attendance Tiers

The KCIA School-wide Attendance Plan analyzes student attendance data and prescribes intervention strategies in tiered levels. All students receive foundational strategies to encourage healthy attendance rates.

Tier 1 = attending at a rate of 90-100%

Tier 2= attending at a rate of 80-89%

Tier 3= attending at a rate below 80%

Demographics

Countries of Birth

KCIA students come from 31 countries. Currently 16% of our students are immigrants or refugees. Refugee students may belong to a nationality that is not the same as his/her birth country. Refugee families are often forced to flee their countries of nationality to the safety of a nearby refugee camp or evacuation point. Many of our students are born in refugee camps before arriving in the United States. For example, a student may have been born in Slovakia but his/her nationality is Somali.

Afghanistan Burundi Cameroon Central African Republic Chad Colombia Cuba Djibouti
Egypt Eritrea Ethiopia Guatemala Honduras Iraq Kenya Malawi Myanmar Mexico
Nicaragua Peru South Africa Slovakia Somalia Sudan El Salvador Syria
Tanzania Thailand Turkey Uganda United States Vietnam Zaire

Home Languages

KCIA families speak 20 languages. Both written and spoken home-school communication is routinely translated and provided as options for parents in addition to English communication.

| | | | |
|-----------|---------|-------------|-------------|
| Arabic | MaiMai | Burmese | English |
| French | Karen | Kinyarwanda | Marshallese |
| Dari | Pashto | Farsi | Somali |
| Spanish | Swahili | Kiswahili | Vietnamese |
| Mashaguli | Amharic | Oromo | Songolo |

Student Demographics

